

# Should NGOs be undertaking research?


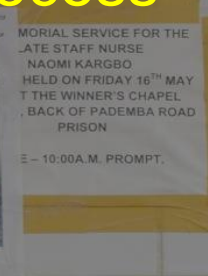

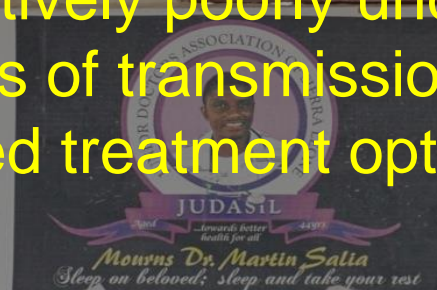
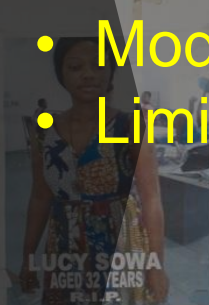
A sunset over a beach with a boat in the foreground. The sky is filled with dark, dramatic clouds, and the sun is low on the horizon, casting a warm orange glow. The water is calm, and the beach is visible in the foreground with a small boat resting on the sand.

**Michael von Bertele CB OBE FRCP**

**ISARIC Dec 2015**

# What are we there for and what problem are we trying to solve?

- Our role – Service delivery?
- A Complex Public Health Problem
- Understanding social behaviour (cultures)
- A relatively poorly understood disease process
- Modes of transmission
- Limited treatment options



# What do we bring and what are challenges?

- **Presence in the field**
- **Access**
- **Credibility/legitimacy**
- **Familiarity**
- **Operational imperative**
- **Staff and Logistics**
- **Funds**
- **Protocols**
- **Academic links**
- **Ethics**
- **Experience**
- **Continuity**
- **Good intentions**

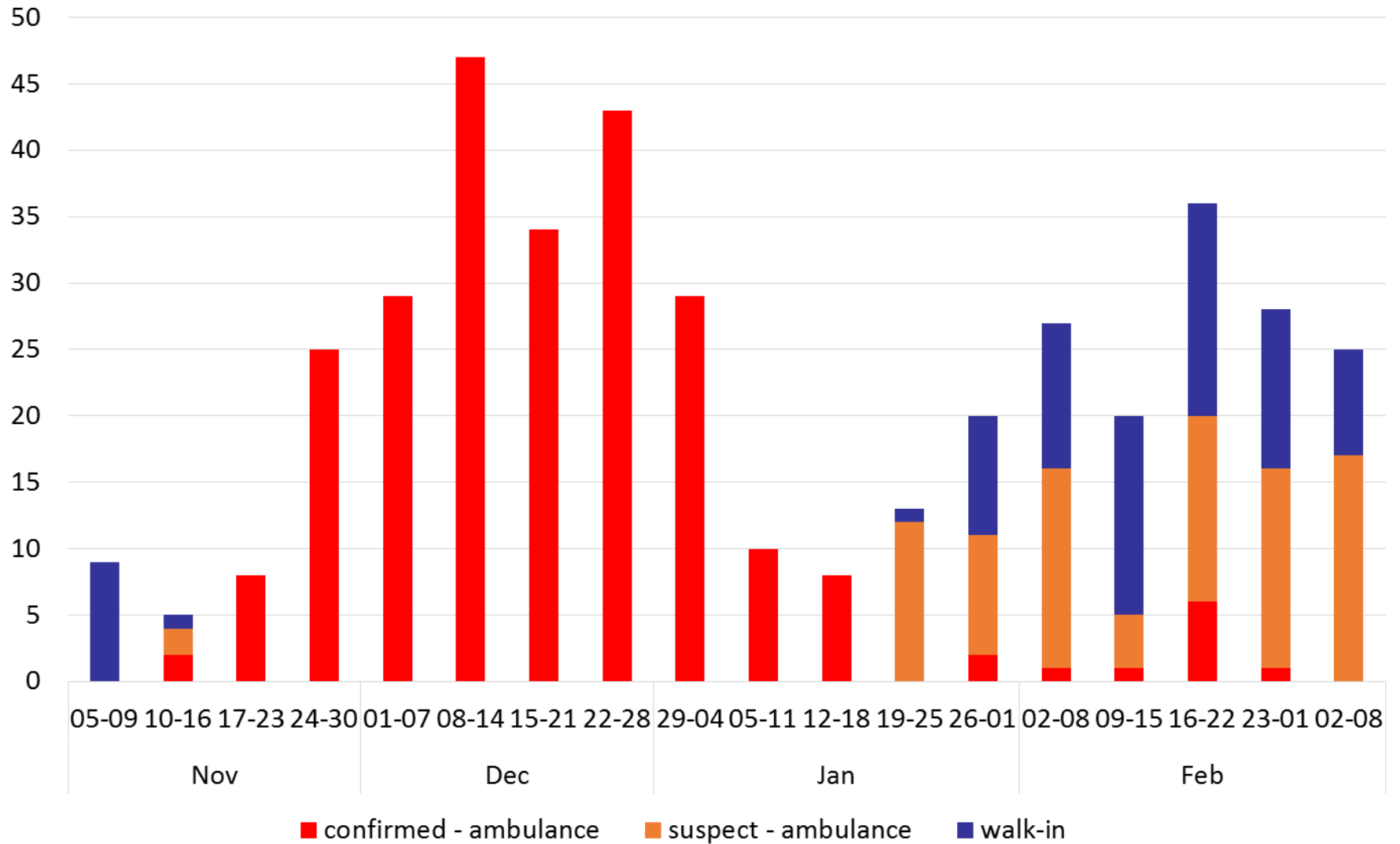


# Types of Study

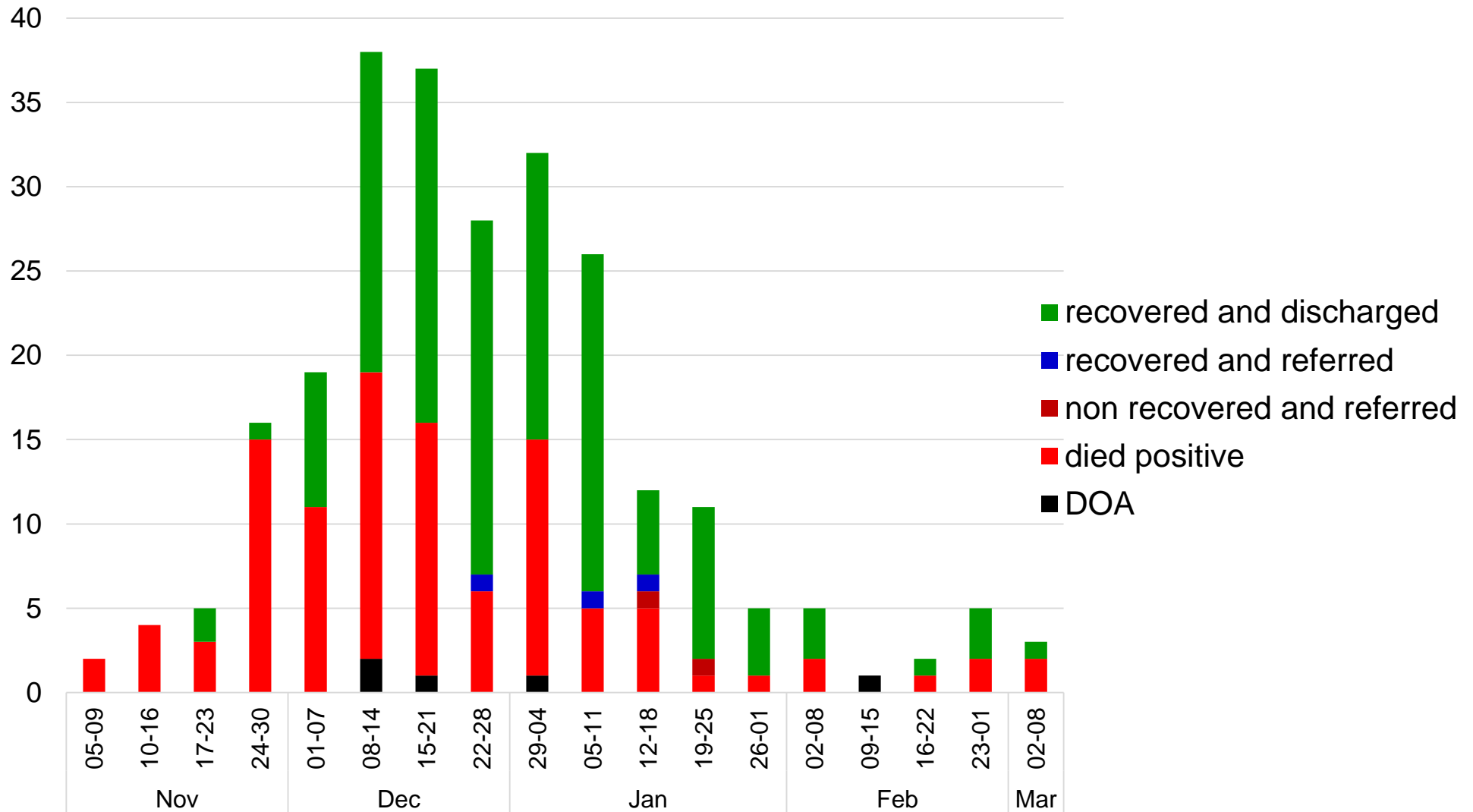
**Descriptive**  
**Observational**  
**Interventional**



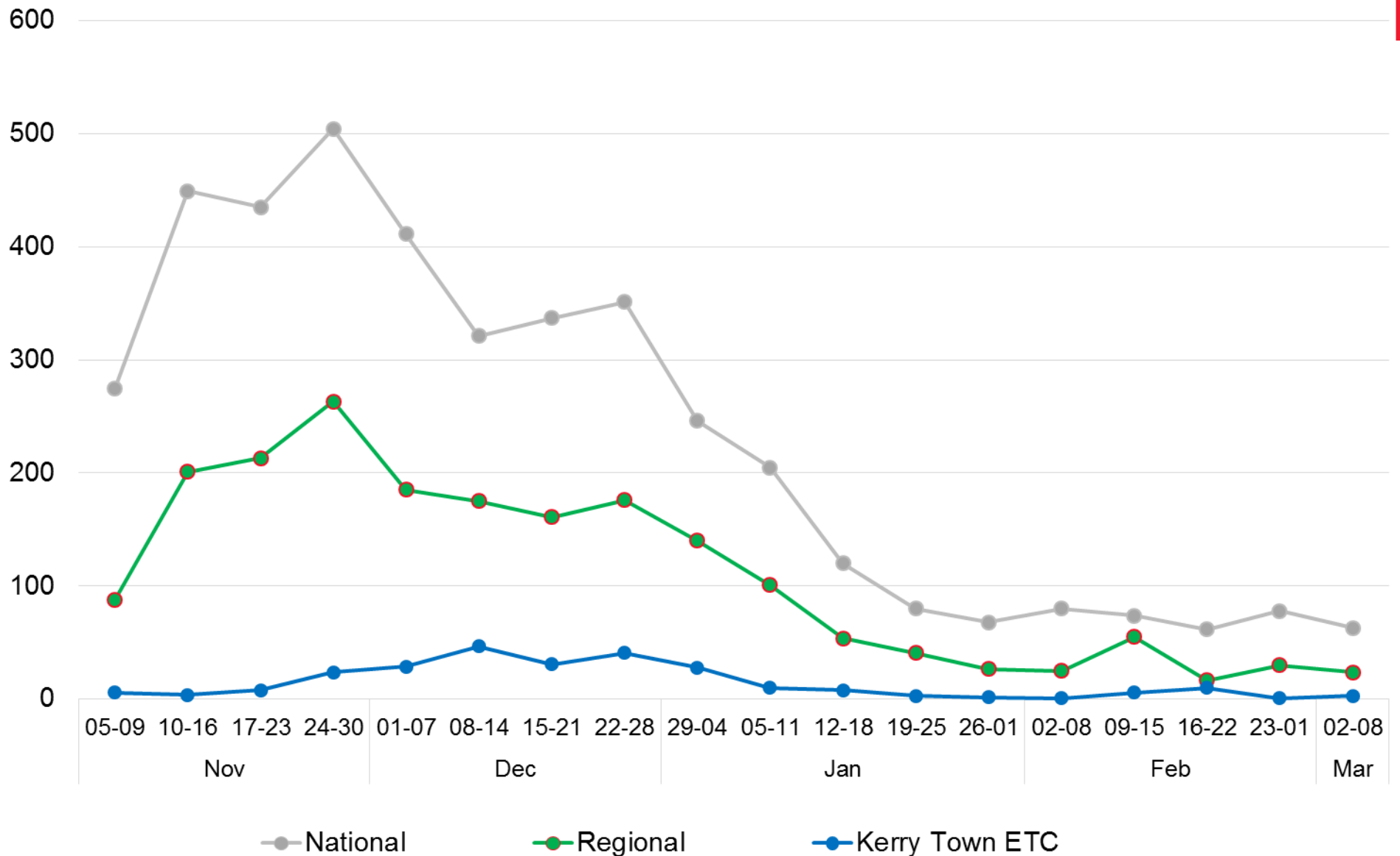
# Overview of patients admitted 5 Nov 2014 to 8<sup>th</sup> March 2015



# Outcomes for confirmed cases admitted 05 Nov to 08 Mar 2015



# Total confirmed cases compared to regional and national figures



## Case fatality rate (CFR) by month

Month	Cases	Deaths	CFR
Nov-14	42	28	<b>67%</b>
Dec-14	158	60	<b>38%</b>
Jan-15	36	12	<b>33%</b>
Feb-15	17	7	<b>41%</b>
Mar-15	4	2	<b>50%</b>

## Case fatality rate (CFR) by age (Nov – Mar)

Age group (yrs)	Cases	Deaths	CFR
<5	19	9	<b>47%</b>
5 - <18	67	20	<b>30%</b>
18 - <50	148	68	<b>46%</b>
50+	23	12	<b>52%</b>

# Outcomes

## Outcomes by stage

**Admitted 5 November to 3 December**

	<b>Died</b>	<b>Discharged</b>	<b>CFR</b>
Stage 1	7	5	<b>58%</b>
Stage 2	6	3	<b>67%</b>
Stage 3	11	0	<b>100%</b>
<b>Total</b>	<b>24</b>	<b>8</b>	<b>75%</b>

**Admitted 4 December to 16 December**

	<b>Died</b>	<b>Discharged</b>	<b>CFR</b>
Stage 1	5	5	<b>50%</b>
Stage 2	13	17	<b>43%</b>
Stage 3	8	0	<b>100%</b>
<b>Total</b>	<b>26</b>	<b>22</b>	<b>54%</b>

# Paediatric Case Definition

- To describe the clinical and demographic features of children with EVD presenting at Ebola Holding Units, that may have an impact on outcome.
- Secondary aim is to describe the clinical features of children who are admitted to Holding Units who test negative for Ebola.
- To delineate the clinical features at presentation of children admitted to Holding Units who test negative for Ebola, and determine outcomes.

Children <5 years	Children ≥5 years
Fever or history of fever within 48 hours	Fever or history of fever within 48 hours
Vomiting	Vomiting or nausea
Appetite loss	Appetite loss
Diarrhoea	Diarrhoea
Difficulty breathing	Difficulty breathing or swallowing
Excessive crying	Headache
Unexplained bleeding (nose, gums, gastrointestinal or other)	Unexplained bleeding (nose, gums, gastrointestinal or other)
Red eyes and or rash	Red eyes and or rash
Prostration	Weakness or severe fatigue
	Generalised muscular or articular pain
<b>If fever (or history of fever) and ≥1 symptom isolate child</b>	<b>If fever (or history of fever) and ≥2 symptoms isolate child</b>

# Involvement in other studies

- **Treatment studies**
  - **TKM-Ebola**
  - **Vaccine studies**
  - **RCT vs Single arm trials**
- **Complex ethics**
- **Donor interest**
- **Protocols**
- **Governance**
- **Logistics**
  - **Life support, hosting and security of trials teams**
- **Planning**
- **Pre-approvals**



# The President's Men

